

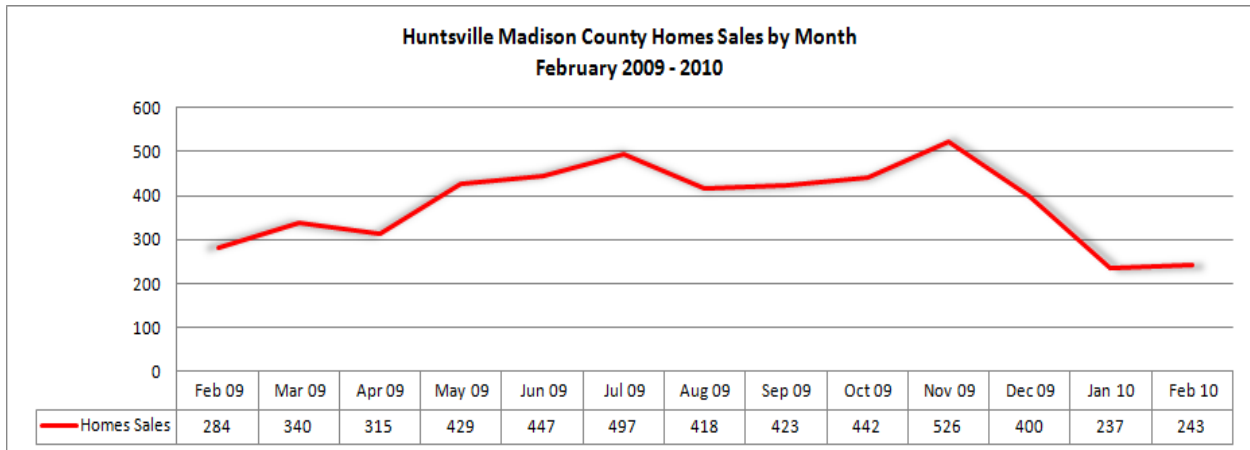
Contact:
Oscar Gonzales, CEO
Huntsville Area Association of REALTORS®
 (256) 536-3334 Ext. 14

NEWS FOR IMMEDIATE RELEASE

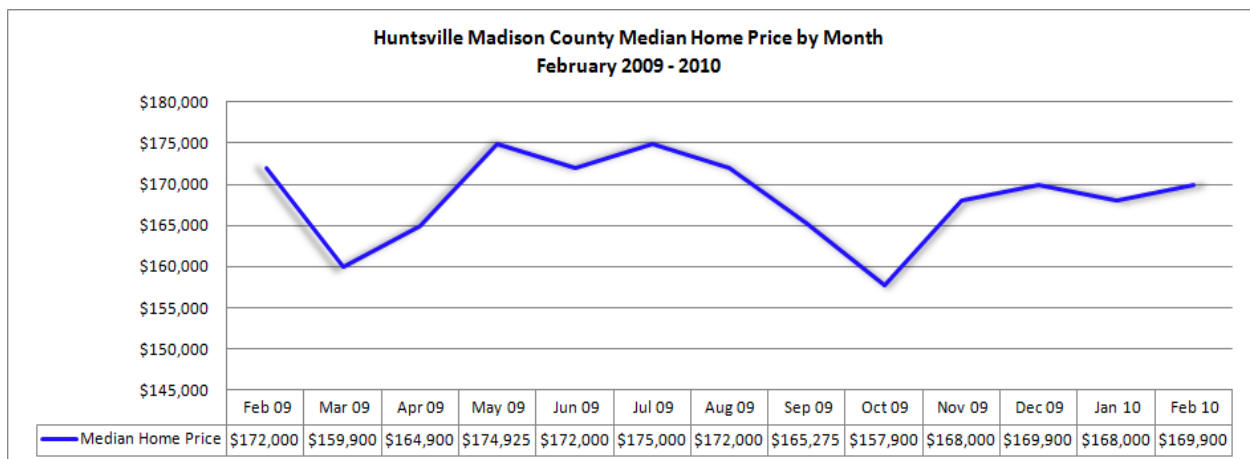
Home Sales and Prices Inch Up

Inventory Expands

Huntsville, AL — (March 22, 2010) — February home sales rose slightly in Huntsville Madison County according to new data prepared by the Huntsville Area Association of REALTORS® (HAAR). February home sales increased by 2.53 percent from January 2010 and decreased by 14.44 percent from February 2009.



At \$169,900, the February 2010 single-family home *median price* – the figure at which half of the homes sold for more and half sold for less – slipped slightly by 1.22 percent from February 2009 and increased by 1.13 percent from the January 2010.

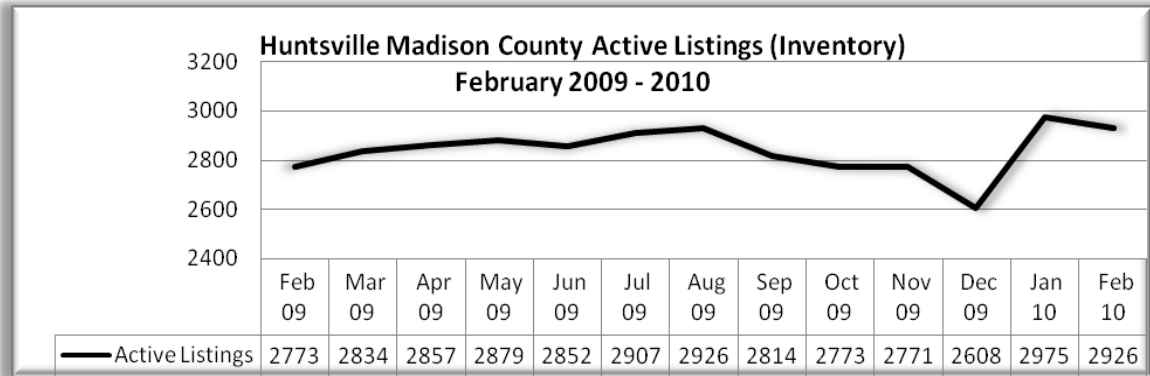


“Home sales and home prices continue to hold their own in Huntsville Madison County, which is a marked contrast to most of the country. Holding steady in today’s market is an indicator that the home buying season should show improvements over the previous year,” said **Sid Pugh**, 2010 HAAR President.

Available Properties

The number of available properties (active listings) in February decreased by 1.65 percent compared to January 2010. There were 49 fewer listings compared to January 2010.

The Huntsville Madison County area month's inventory of single-family homes for February came in at 7.4 months compared to the national month's inventory of single-family homes, which was approximately 7.8 months in January according to the National Association of REALTORS® (NAR).



Days on Market

The February 2010 Average Days on Market (DOM) fell to 111 compared to January's 122 days but up by 3 days from February 2009.

CATEGORIES	February 2009	February 2010	January 2010	PERCENT CHANGE
Total property sales	284	243	237	2.53%
Average single-family sales price	\$196,636	\$188,529	\$190,414	- 1.00%
Median single-family sales price	\$172,000	\$169,900	\$168,000	1.13%
Total active listings	2,773	2,926	2,975	-1.65%
Average Days on Market	108	111	122	- 9.00%
Months inventory*	7.09	7.4	7.5	- 1.33%

Month's inventory estimates the number of months it will take to deplete current active inventory based on the prior 12 months sales activity. This figure is representative of the single-family homes market.

PRICE DISTRIBUTION			
Price Range:	# of Total Sales:	AVG DOM	# of Current Active Listings
\$99,999 OR UNDER	42	70	378
\$100,000 - \$124,999	30	72	170
\$125,000 - \$149,999	29	94	290
\$150,000 - \$199,999	56	77	621
\$200,000 - \$249,999	29	89	410
\$250,000 - \$299,999	25	107	365
\$300,000 - \$349,999	11	37	181
\$350,000 - \$399,999	7	161	140
\$400,000 - \$449,999	5	235	82
\$450,000 - \$499,999	6	96	63
\$500,000 - \$549,999	1	79	52
\$550,000 - \$599,999	1	162	39
\$600,000 - \$649,999	1	0	26
\$650,000 - \$699,999	0		19
\$700,000 - \$749,999	0		7
\$750,000 - \$799,999	0		12
\$800,000 OR OVER	0		71

Real Estate Milestones in February

February home sales rose by 2.53 percent from January 2010 and decreased by 14.44 percent from February 2009.

At \$169,900, the February 2010 single-family home *median price* decreased by 1.22 percent from February 2009 and increased by 1.13 percent from the previous month.

The number of available properties (active listings) in February decreased by 1.65 percent compared to January 2010. There were 49 fewer listings compared to January 2010.

The February 2010 Average Days on Market (DOM) fell to 111 compared to January's 122 days but up by 3 days from February 2009.

###

The computerized Multiple Listing Service, the North Alabama Multiple Listing Service (NALMLS) a subsidiary of the Huntsville Area Association of REALTORS® includes residential properties and new homes listed by 3,000 Realtors in North Alabama. Residential listing information for more than 2,900 properties may be found on the Internet at <http://www.valleymls.com>

The information published and disseminated to the North Alabama Multiple Listing Service (NALMLS) is communicated verbatim, without change as filed by MLS participants.

The MLS does not verify the information provided and disclaims any responsibility for its accuracy. All data is preliminary and subject to change. Monthly sales figures reported include a statistical estimation to account for late entries. Twelve-month totals may vary from actual end-of-year figures.

Founded in 1948, the Huntsville Area Association of REALTORS® (HAAR) is a 2,000 plus-member organization of real estate professionals engaged in every aspect of the industry, including residential and commercial sales and leasing, appraisal, property management and counseling.